




Clinical Postings for Phase – II MBBS Batch (2022-23)

Date 2024 (4 wks)	Internal Medicine (IM) 9 Wk	General Surgery (SU) 7 wk	Obstetrics & Gynecology (OG) 7 wk	Paediatrics (PE) 4 wk	Community Medicir (CM) 4 wk
08 Jan to 31 Jan	A	B	C	D	E
01 feb to 28 feb	B	C	D	E	A
01 March to 31 March	C	D	E	A	B
01 April to 30 April	D	E	A	B	C
01 May to 31 May	E	A	B	C	D
Date 2024 (2 wks)	Internal Medicine (IM)	General Surgery (SU)	Obstetrics & Gynecology (OG)	Orthopaedics (OR) 02 Wk	Dermatology (DR) 02 wk
01 June-14 June	A	B	C	D	E
15 June-28 June	B	C	D	E	A
29 June -12 July	C	D	E	A	B
13 July-26 July	D	E	A	B	C
27 July-08 Aug	E	A	B	C	D
Date 2024 (1 wk)	Internal Medicine (IM)	General Surgery (SU)	Obstetrics & Gynecology (OG)	Dentistry (01 wk)	Community Medicir (CM)
09 Aug-15 Aug	A	B	C	D	E
16 Aug-22 Aug	B	C	D	E	A
23 Aug-29 Aug	C	D	E	A	B
30 Aug-05 Sept	D	E	A	B	C
06 Sept-12 Sept	E	A	B	C	D
Date 2024 (02 wks)	Internal Medicine (IM)	General Surgery (SU)	Obstetrics & Gynecology (OG)	Paediatrics (PE)	Orthopaedics (OR)
13 Sept-26 Sept	A	B	C	D	E
27 Sept-10 oct	B	C	D	E	A
11 oct-24 oct	C	D	E	A	B
25 oct-07 Nov	D	E	A	B	C
08 nov-21 Nov	E	A	B	C	D


Date 2024 (1 wk)	Internal Medicine (IM)	General Surgery (SU)	Obstetrics & Gynecology (OG)	Dentistry	Community Medicir (CM)
22 Nov-28 Nov	A	B	C	D	E
29 Nov-04 Dec	B	C	D	E	A
05 Dec-11 Dec	C	D	E	A	B
12 Dec-18 Dec	D	E	A	B	C
19 Dec-25 Dec	E	A	B	C	D

Batch wise distribution according to Roll Numbers

Batch	Roll Number	Batch	Roll Number
A	1 to 30	D	91 to 120
B	31 to 60	E	121 to 150
C	61 to 90	-	-



Dr. S.K Garg
Principal
NCRIMS



Dr. Shubha Srivastava
Coordinator, Curriculum
NCRIMS

Clinical Posting for Phase-II MBBS Batch 2022-23

The Clinical Postings for Phase – II MBBS students, 2022–2023 Batch, in different departments are from “ **Mon to Fri 10:30 AM to 01:30 PM (15 Hours a week).** “

The Last day of Clinical Postings has been assigned for Ward Leaving Assessment / Viva voce for each Clinical Department.

As per the Learner Doctor Method of Clinical Training, the Phase II MBBS student, is expected to be trained in History Taking, Physical Examination, Assessment of change in clinical status, Communication and Patient Education during his Clinical Postings in Phase II.

INTERNAL MEDICINE (IM)

Each group of students will be posted in IM (as per Batch distribution) for Nine (09) Weeks, as per new guidelines Dated: 01 Aug 2023 (Monday to Friday 10:30 AM to 01:30 PM).

Dates	Dates	Dates	Dates	Dates	Internal Medicine (IM)
08 Jan to 31 Jan	01 June-14 June	09 Aug-15 Aug	13 Sept-26 Sept	22 Nov-28 Nov	A
01 feb to 28 feb	15 June-28 June	16 Aug-22 Aug	27 Sept-10 oct	29 Nov-04 Dec	B
01 March to 31 March	29 June -12 July	23 Aug-29 Aug	11 oct-24 oct	05 Dec-11 Dec	C
01 April to 30 April	13 July-26 July	30 Aug-05 Sept	25 oct-07 Nov	12 Dec-18 Dec	D
01 May to 31 May	27 July-08 Aug	06 Sept-12 Sept	08 nov-21 Nov	19 Dec-25 Dec	E

Batch wise distribution according to Roll Numbers

Batch	Roll Number	Batch	Roll Number
A	1 to 30	D	91 to 120
B	31 to 60	E	121 to 150
C	61 to 90	-	-

Day	Competency No	Activity by Learner	Formative Assessment method	Faculty
1	IM1.10	Elicit documents and present an appropriate history that will establish the, cause and severity of heart failure including: Presenting complaints, precipitating and exacerbating factors, risk suggestive of infective endocarditis	Skill Assessment / Logbook	AS PER BATCH DISTRIBUTION
2	IM1.10	Elicit documents and present an appropriate history that will establish the diagnosis of Heart failure	Skill Assessment / Logbook	
3	IM1.11	Perform and demonstrate a systematic examination based on the history that will help establish the diagnosis and estimate its severity including: measurement of pulse , blood pressure and respiratory rate, jugular venous forms and pulses, peripheral pulses, conjunctiva and fundus, lung, cardiac examination including palpation and auscultation with identification of heart sounds and murmurs, abdominal distension and splenic palpation	Skill Assessment / Viva voce	
4	IM1.11	Perform and demonstrate a systematic examination based on the history that will	Skill Assessment / Viva voce	

		help establish the diagnosis and estimate its severity including: measurement of pulse , blood pressure and respiratory rate, jugular venous forms and pulses, peripheral pulses, conjunctiva and fundus, lung, cardiac examination including palpation and auscultation with identification of heart sounds and murmurs, abdominal distension and splenic palpation		
5	IM1.12	Demonstrate peripheral pulse, volume, character, quality and variation in various causes of heart failure	Skill Assessment / Viva voce	
6	IM1.12	Demonstrate peripheral pulse, volume, character, quality and variation in various causes of heart failure	Skill Assessment / Viva voce	
7	IM1.13	Measure the blood pressure accurately, recognize and discuss alterations in blood pressure in valvular heart disease and other causes of heart failure and cardiac tamponade	Skill Assessment / Viva voce	
8	IM1.13	Measure the blood pressure accurately, recognize and discuss alterations in blood pressure in valvular heart disease and other causes of heart failure and cardiac tamponade	Skill Assessment / Viva voce	
9	IM1.15	Identify and describe the timing, pitch quality conduction and significance of precordial murmurs and their variations	Skill Assessment / Viva voce	
10	IM1.15	Identify and describe the timing, pitch quality	Skill Assessment	

		conduction and significance of precordial murmurs and their variations	/ Viva voce
11	IM1.16	Generate an differential diagnosis based on the clinical presentation and prioritise it based on the most likely diagnosis	Viva voce
12	IM1.16	Generate an differential diagnosis based on the clinical presentation and prioritise it based on the most likely diagnosis	Viva voce
13	IM1.17	Order and interpret diagnostic testing based on the clinical diagnosis including 12 lead ECG, chest radiograph, blood cultures	Viva voce
14	IM1.17	Order and interpret diagnostic testing based on the clinical diagnosis including 12 lead ECG, chest radiograph, blood cultures	Viva voce
15	IM1.18	Perform and interpret a 12 lead ECG	Skill Assessment / Viva voce
16	IM1.18	Perform and interpret a 12 lead ECG	Skill Assessment / Viva voce
17	IM1.18	Perform and interpret a 12 lead ECG	Skill Assessment / Viva voce
18	IM1.18	Perform and interpret a 12 lead ECG	Skill Assessment / Viva voce
19	IM1.21	Describe and discuss and identify the clinical	Skill Assessment

		features of acute and sub acute endocarditic, echocardiography findings, blood culture and sensitivity and therapy	/ Viva voce	
20	IM1.21	Describe and discuss and identify the clinical features of acute and sub acute endocarditic, echocardiography findings, blood culture and sensitivity and therapy	Skill Assessment / Viva voce	
21	IM1.27	Describe and discuss the role of penicillin prophylaxis in the prevention of rheumatic heart disease	Viva voce	
22	IM1.27	Describe and discuss the role of penicillin prophylaxis in the prevention of rheumatic heart disease	Viva voce	
23	IM1.28	Enumerate the causes of adult presentations of congenital heart disease and describe the distinguishing features between cyanotic and acyanotic heart disease	Viva voce	
24	IM1.28	Enumerate the causes of adult presentations of congenital heart disease and describe the distinguishing features between cyanotic and acyanotic heart disease	Viva voce	
25	IM1.29	Elicit document and present an appropriate history, demonstrate correctly general examination, relevant clinical findings and	Skill Assessment / Logbook	

		<p>formulate document and present a management plan for an adult patient presenting with a common form of congenital heart disease</p>		
26	IM1.29	<p>Elicit document and present an appropriate history, demonstrate correctly general examination, relevant clinical findings and formulate document and present a management plan for an adult patient presenting with a common form of congenital heart disease</p>	Skill Assessment / Logbook	
27	IM2.6	<p>Elicit document and present an appropriate history that includes onset evolution, presentation risk factors, family history, comorbid conditions, complications, medication, history of atherosclerosis, IHD and coronary syndromes</p>	Skill Assessment / Logbook	
28	IM2.6	<p>Elicit document and present an appropriate history that includes onset evolution, presentation risk factors, family history, comorbid conditions, complications, medication, history of atherosclerosis, IHD and coronary syndromes</p>	Skill Assessment / Logbook	
29	IM2.6	<p>Elicit document and present an appropriate history that includes onset evolution, presentation risk factors, family history, comorbid conditions, complications,</p>	Skill Assessment / Logbook	

		medication, history of atherosclerosis, IHD and coronary syndromes		
30	IM2.7	Perform, demonstrate and document a physical examination including a vascular and cardiac examination that is appropriate for the clinical presentation	Skill Assessment / Viva voce	
31	IM2.7	Perform, demonstrate and document a physical examination including a vascular and cardiac examination that is appropriate for the clinical presentation	Skill Assessment / Viva voce	
32	IM2.7	Perform, demonstrate and document a physical examination including a vascular and cardiac examination that is appropriate for the clinical presentation	Skill Assessment / Viva voce	
33	IM2.9	Distinguish and differentiate between stable and unstable angina and AMI based on the clinical presentation	Viva voce	
34	IM2.9	Distinguish and differentiate between stable and unstable angina and AMI based on the clinical presentation	Viva voce	
35	IM2.10	Demonstrate and measure jugular venous distension	Skill Assessment / Viva voce	
36	IM2.10	Demonstrate and measure jugular venous distension	Skill Assessment / Viva voce	
37	IM2.11	Order and interpret a chest X-ray and markers of acute myocardial infarction	Skill Assessment / Viva voce	

38	IM2.11	Order and interpret a chest X-ray and markers of acute myocardial infarction	Skill Assessment / Viva voce	
39	IM2.11	Order and interpret a chest X-ray and markers of acute myocardial infarction	Skill Assessment / Viva voce	
40	IM2.12	Choose and interpret a lipid profile and identify the desirable lipid profile in the clinical context	Skill Assessment / Viva voce	
41	IM2.12	Choose and interpret a lipid profile and identify the desirable lipid profile in the clinical context	Skill Assessment / Viva voce	
42	IM3.5	Perform, document and demonstrate a physical examination including general examination and appropriate examination of the lungs that establishes the diagnosis, complication and severity of disease	Skill Assessment/ Viva voce / Logbook	
43	IM3.5	Perform, document and demonstrate a physical examination including general examination and appropriate examination of the lungs that establishes the diagnosis, complication and severity of disease	Skill Assessment/ Viva voce / Logbook	
44	IM3.5	Perform, document and demonstrate a physical examination including general examination and appropriate examination of the lungs that establishes the diagnosis, complication and severity of disease	Skill Assessment/ Viva voce / Logbook	

45		WARD LEAVING VIVA
-----------	--	--------------------------

SURGERY (SU)

Each group of students will be posted in SU (as per Batch distribution) for seven (07) Weeks, as per new guidelines Dated: 01 Aug 2023 (Monday to Friday 10:30 AM to 01:30 PM).

Dates	Dates	Dates	Dates	Dates	Surgery (SU)
08 Jan to 31 Jan	01 June-14 June	09 Aug-15 Aug	13 Sept-26 Sept	22 Nov-28 Nov	B
01 feb to 28 feb	15 June-28 June	16 Aug-22 Aug	27 Sept-10 oct	29 Nov-04 Dec	C
01 March to 31 March	29 June -12 July	23 Aug-29 Aug	11 oct-24 oct	05 Dec-11 Dec	D
01 April to 30 April	13 July-26 July	30 Aug-05 Sept	25 oct-07 Nov	12 Dec-18 Dec	E
01 May to 31 May	27 July-08 Aug	06 Sept-12 Sept	08 nov-21 Nov	19 Dec-25 Dec	A

Batch wise distribution according to Roll Numbers

Batch	Roll Number	Batch	Roll Number
A	1 to 30	D	91 to 120
B	31 to 60	E	121 to 150
C	61 to 90	-	-

Day	Competency No	Activity by Learner	Formative Assessment method	Faculty
1	SU 5.2	Elicit, document and present a history in a patient presenting with wounds.	Viva Voice / Skill Assessment	AS PER BATCH DISTRIBUTION
2	SU 5.2	Elicit, document and present a history in a patient presenting with wounds.	Viva Voice / Skill Assessment	
3	SU 5.3	Identify various types of wounds and present a history.	Viva Voice / Skill Assessment	
4	SU 5.3	Identify various types of wounds and present a history.	Viva Voice / Skill Assessment	
5	SU 5.3	Identify various types of wounds and present a history.	Viva Voice / Skill Assessment	
6	SU 10.2	To observe the steps followed in obtaining an informed consent in a simulated environment	Viva Voice / Skill Assessment	
7	SU 10.2	To observe the steps followed in obtaining an informed consent in a simulated environment	Viva Voice / Skill Assessment	
8	SU 10.3	Observe common surgical procedures and assist in minor surgical procedures; Observe emergency lifesaving surgical procedures	Viva Voice / Skill Assessment	
9	SU 10.3	Observe common surgical procedures and assist in minor surgical procedures; Observe emergency lifesaving surgical	Viva Voice / Skill Assessment	

		procedures	
10	SU 10.3	Observe common surgical procedures and assist in minor surgical procedures; Observe emergency lifesaving surgical procedures	Viva Voice / Skill Assessment
11	SU 10.4	Observe basic surgical Skills such as First aid including suturing and minor surgical procedures in simulated environment	Viva Voice / Skill Assessment
12	SU 10.4	Observe basic surgical Skills such as First aid including suturing and minor surgical procedures in simulated environment	Viva Voice / Skill Assessment
13	SU 18.3	Elicit history in a patient presenting with lump of skin and subcutaneous tissue.	Viva Voice / Skill Assessment
14	SU 18.3	Elicit history in a patient presenting with upper abdominal lump.	Viva Voice / Skill Assessment
15	SU 18.3	Elicit history in a patient presenting with lower abdominal lump.	Viva Voice / Skill Assessment
16	SU 18.3	Elicit history in a patient presenting with inguinoscrotal Swelling-I	Viva Voice / Skill Assessment
17	SU 18.3	Elicit history in a patient presenting with lump/swelling.	Viva Voice / Skill Assessment
18	SU 22.3	Elicit history in a patient presenting with midline Neck swelling	Viva Voice / Skill Assessment
19	SU 22.3	Elicit history in a patient presenting with midline Neck swelling	Viva Voice / Skill Assessment
20	SU 22.3	Elicit history in a patient presenting with	Viva Voice / Skill Assessment

		lateral Neck swelling	
21	SU 11.3	Observe maintenance of an airway in a mannequin or Equivalent	Viva Voice / Skill Assessment
22	SU 11.3	Observe maintenance of an airway in a mannequin or Equivalent	Viva Voice / Skill Assessment
23	SU 12.2	To Observe the methods of estimation and replacement of the fluid and electrolyte requirements in the surgical patient	Viva Voice / Skill Assessment
24	SU 12.2	To Observe the methods of estimation and replacement of the fluid and electrolyte requirements in the surgical patient	Viva Voice / Skill Assessment
25	SU 5.2	Elicit history in a patient presenting with sinus.	Viva Voice / Skill Assessment
26	SU 5.2	Elicit history in a patient presenting with sinus.	Viva Voice / Skill Assessment
27	SU 5.2	Elicit history in a patient presenting with sinus.	Viva Voice / Skill Assessment
28	SU 5.2	Elicit history in a patient presenting with fistula	Skill Assessment
29	SU 5.2	Elicit history in a patient presenting with fistula	Skill Assessment
30	SU 5.2	Elicit history in a patient presenting with fistula	Skill Assessment
31	SU 18.3	Observe the clinical examination of surgical patient having ulcers	Skill Assessment

32	SU 18.3	Observe the clinical examination of surgical patient having ulcers	Skill Assessment	
33	SU 25.5	Elicit history in a patient presenting with breast lump- benign	Viva Voice / Skill Assessment	
34	SU 25.5	Elicit history in a patient presenting with breast lump- malignant	Viva Voice / Skill Assessment	
35		WARD LEAVING VIVA		

OBSTETRICS & GYNECOLOGY (OG)

Each group of students will be posted in OG (as per Batch distribution) for seven (07) Weeks, as per new guidelines Dated: 01 Aug 2023 (Monday to Friday 10:30 AM to 01:30 PM).

Dates	Dates	Dates	Dates	Dates	OBSTETRICS & GYNECOLOGY (OG)
08 Jan to 31 Jan	01 June-14 June	09 Aug-15 Aug	13 Sept-26 Sept	22 Nov-28 Nov	C
01 feb to 28 feb	15 June-28 June	16 Aug-22 Aug	27 Sept-10 oct	29 Nov-04 Dec	D
01 March to 31 March	29 June -12 July	23 Aug-29 Aug	11 oct-24 oct	05 Dec-11 Dec	E
01 April to 30 April	13 July-26 July	30 Aug-05 Sept	25 oct-07 Nov	12 Dec-18 Dec	A
01 May to 31 May	27 July-08 Aug	06 Sept-12 Sept	08 nov-21 Nov	19 Dec-25 Dec	B

Batch wise distribution according to Roll Numbers

Batch	Roll Number	Batch	Roll Number
A	1 to 30	D	91 to 120
B	31 to 60	E	121 to 150
C	61 to 90	-	-

Day	Competency No	Activity by Learner	Formative Assessment method	Faculty
1.	OG 8.2	Demonstrate & Show how to enquire and present an obstetric history, Menstrual history, LMP.	Viva voce / Skill assessment	AS PER BATCH DISTRIBUTION
2.	OG 8.2	Demonstrate & Show how to enquire and present an obstetric history, Menstrual history, LMP.	Viva voce / Skill assessment	
3.	OG 8.2	To elicit Previous obstetric history, co morbid conditions, Past medical history and Surgical history	Viva Voce	
4.	OG 8.2	To elicit Previous obstetric history, co morbid conditions, Past medical history and Surgical history	Viva Voce	
5.	OG 8.1	To demonstrate assessment of period of gestation and document Antenatal care	Viva voce / Skill assessment	
6.	OG 8.1	To demonstrate assessment of period of gestation and document Antenatal care	Viva voce / Skill assessment	
7.	OG 5.2	To take immunization history in Pregnancy	Viva voce	
8.	OG 5.2	To take immunization history in Pregnancy		

			Viva voce	
9.	OG 6.1	To Identify clinical features of Pregnancy	Viva voce / Skill assessment	
10.	OG 6.1	To Identify clinical features of Pregnancy	Viva voce / Skill assessment	
11.	OG 6.1	To Identify clinical features of Pregnancy	Viva voce / Skill assessment	
12.	OG 8.3	To observe an obstetrical examination including general examination, abdominal examination	Viva voce / Skill assessment	
13.	OG 8.3	To observe an obstetrical examination including general examination, abdominal examination	Viva voce / Skill assessment	
14.	OG 8.3	To observe an obstetrical examination including general examination, abdominal examination	Viva voce / Skill assessment	
15.	OG 8.4	To observe clinical monitoring of maternal and fetal well being	Viva voce / Skill assessment	
16.	OG 8.4	To observe clinical monitoring of maternal and fetal well being	Viva voce / Skill assessment	
17.	OG 8.6	To Design and Demonstrate how to counsel a		

		patient in a simulated environment regarding appropriate nutrition in Pregnancy	Viva voce	
18.	OG 8.6	To Design and Demonstrate how to counsel a patient in a simulated environment regarding appropriate nutrition in Pregnancy	Viva voce	
19.	OG 14.1	To demonstrate the diameters of maternal pelvis and its type in a simulated environment	Skill assessment	
20.	OG 14.1	To demonstrate the diameters of maternal pelvis and its type in a simulated environment	Skill assessment	
21.	OG 14.2	To observe and elicit mechanism of normal labor and obstructed labor, in a simulated environment	Skill assessment	
22.	OG 15.2	To observe and assist in the performance of an episiotomy in a simulated environment	Viva voce / Skill assessment	
23.	OG 15.2	To observe and assist in the performance of an episiotomy in a simulated environment	Viva voce / Skill assessment	
24.	OG 16.3	To observe monitoring of fetal well being through ultrasound and fetal Doppler, and identify intrauterine growth retardation	Viva voce	

25.	OG 17.2	To observe and elicit care of the breast and technique of breast feeding in a simulated environment	Skill assessment
26.	OG 17.2	To observe and elicit care of the breast and technique of breast feeding in a simulated environment	Skill assessment
27.	OG 23.1	To identify the features of abnormal puberty	Viva Voce
28.	OG 27.4	To observe and document history taking in a patient of pelvic inflammatory disease	Viva Voce
29.	OG 35.17	To observe the correct technique of urinary catheterization in a simulated / Supervised environment	Skill assessment
30.	OG 35.17	To observe the correct technique of urinary catheterization in a simulated / Supervised environment	Skill assessment
31.	OG 35.6	To demonstrate the ethical behavior in all aspects of medical practice.	Skill assessment
32.	OG 35.7	To observe and Show how to obtain informed consent for any examination and any procedure	Skill assessment
33.	OG 35.7	To observe and Show how to obtain informed consent for any examination and any procedure	Skill assessment

34.	OG 35.8	To Complete case record with all necessary details	Log Book	
35.		WARD LEAVING VIVA		

PAEDIATRICS (PE)

Each group of students will be posted in PE (as per Batch distribution) for four (04) Weeks, as per new guidelines Dated: 01 Aug 2023 (Monday to Friday 10:30 AM to 01:30 PM).

Dates	Dates	Paediatrics (PE)
08 Jan to 31 Jan	13 Sept-26 Sept	D
01 feb to 28 feb	27 Sept-10 oct	E
01 March to 31 March	11 oct-24 oct	A
01 April to 30 April	25 oct-07 Nov	B
01 May to 31 May	08 nov-21 Nov	C

Batch wise distribution according to Roll Numbers

Batch	Roll Number	Batch	Roll Number
A	1 to 30	D	91 to 120
B	31 to 60	E	121 to 150
C	61 to 90	-	-

Day	Competency No	Activity by Learner	Formative Assessment method	Faculty
1.	PE 1.3	To observe and show parameters used for assessment of physical growth in infants, children's and Adolescents	Skill Assessments	
2.	PE 1.3	To observe and show parameters used for assessment of physical growth in infants, children's and Adolescents	Skill Assessments	
3.	PE 1.4	To identify and document Anthropometric measurements, growth charts	Logbook	AS PER BATCH DISTRIBUTION
4.	PE 1.4	To identify and document Anthropometric measurements, growth charts	Logbook	
5.	PE 1.7	To observe and document developmental assessment	Logbook	
6.	PE 1.7	To observe and document developmental assessment	Logbook	
7.	PE 2.5	To observe and take history of a child with short stature	Skill Assessment	
8.	PE 2.5	To observe and take history of a child with short stature	Skill Assessment	
9.	PE 3.3	To present a history of a child with developmental delay	Skill Assessment / Viva Voce	
10.	PE 3.3	To present a history of a child with developmental delay	Skill Assessment /	

			Viva Voce	
11.	PE 3.3	To present a history of a child with developmental delay	Skill Assessment / Viva Voce	
12.	PE 3.3	To present a history of a child with developmental delay	Skill Assessment / Viva Voce	
13.	PE 3.3	To present a history of a child with developmental delay	Skill Assessment / Viva Voce	
14.	PE 6.9	To elicit history and observe examination of a routine Adolescent health checkup	Skill Assessment / Viva Voce	
15.	PE 6.9	To elicit history and observe examination of a routine Adolescent health checkup	Skill Assessment / Viva Voce	
16.	PE 6.11	To document visit to the Adolescent Clinic	Logbook	
17.	PE 6.11	To document visit to the Adolescent Clinic	Logbook	
18.	PE 9.4	To observe and present an appropriate nutritional history	Skill Assessment	
19.	PE 9.4	To observe and present an appropriate nutritional history	Skill Assessment	
20.	WARD LEAVING			

COMMUNITY MEDICINE (CM)

Each group of students will be posted in CM (as per Batch distribution) for four (04) Weeks, as per new guidelines Dated: 01 Aug 2023 (Monday to Friday 10:30 AM to 01:30 PM).

Dates	Dates	Internal Medicine (IM)
08 Jan to 31 Jan	22 Nov-28 Nov	E
01 feb to 28 feb	29 Nov-04 Dec	A
01 March to 31 March	05 Dec-11 Dec	B
01 April to 30 April	12 Dec-18 Dec	C
01 May to 31 May	19 Dec-25 Dec	D

Batch wise distribution according to Roll Numbers

Batch	Roll Number	Batch	Roll Number
A	1 to 30	D	91 to 120
B	31 to 60	E	121 to 150
C	61 to 90	-	-

Day	Competency No	Activity by Learner	Formative Assessment method	Faculty
1	CM 2.1	Describe the steps and perform clinico socio-cultural and demographic assessment of the individual, family and community (Role Play)	Logbook / Portfolio	AS PER BATCH DISTRIBUTION
2	CM 17.5	VISIT TO CHC (Field Visit)	Logbook / Portfolio	
3	CM2.2	Demonstrate in a simulated environment the correct assessment of socio-economic status, family (types), its role in health and disease (PBL)	Logbook / Portfolio	
4	CM17.5	VISIT TO PHC (Field Visit)	Logbook / Portfolio	
5	CM2.3	Demonstrate in a simulated environment the assessment of barriers to good health and health seeking behaviour (Role Play)	Logbook / Portfolio	
6	CM3.2	Estimation of chlorine demand/residual chlorine content of drinking water, OT test (DOAP)	Logbook / Portfolio	
7	CM3.2	Demonstration of environmental instruments (SGD/DOAP)	Logbook / Portfolio	
8	CM3.2	Demonstration of environmental models (Visit To Museum)		
9	CM17.5	Visit To Anganwadi /Sub centre (Field Visit)	Logbook / Portfolio	
10	CM3.5	Describe the standards of housing and the effect of housing on health (Crossover)		
11	CM3.4	Visit To Sewage T/T Plant (Field Visit)	Logbook / Portfolio	

12	CM3.7	Identify and describe the identifying features of vectors of Public Health importance and their control measures – I (DOAP)	Logbook / Portfolio
13	CM3.7	Identify and describe the identifying features of vectors of Public Health importance and their control measures – II (SGD/DOAP)	Logbook / Portfolio
14	CM4.2	Organize a health promotion, education/ counselling activity at individual/family/community settings(SGD/ Role play)	Logbook / Portfolio
15	CM8.1	Visit To A Factory (Field Visit)	Logbook / Portfolio
16	CM4.3	Demonstrate and describe the steps in evaluation of health promotion and education program (PBL)	Logbook / Portfolio
17	CM8.1	Visit To A Factory (Field Visit)	Logbook / Portfolio
18	CM5.2	Demonstrate the correct method of performing a nutritional assessment of individuals by using the appropriate method (CBL/Role Play)	Logbook / Portfolio
19	CM5.2	Demonstrate the correct method of performing a nutritional assessment of families and community by using the appropriate method (PBL/Role Play)	Logbook / Portfolio
20		WARD LEAVING VIVA	

ORTHOPAEDICS (OR)

Each group of students will be posted in OR (as per Batch distribution) for two (02) Weeks, as per new guidelines Dated: 01 Aug 2023 (Monday to Friday 10:30 AM to 01:30 PM).

Dates	Orthopaedics (OR)	Dates	Orthopaedics (OR)
01 June-14 June	D	13 Sept-26 Sept	E
15 June-28 June	E	27 Sept-10 oct	A
29 June -12 July	A	11 oct-24 oct	B
13 July-26 July	B	25 oct-07 Nov	C
27 July-08 Aug	C	08 nov-21 Nov	D

Batch wise distribution according to Roll Numbers

Batch	Roll Number	Batch	Roll Number
A	1 to 30	D	91 to 120
B	31 to 60	E	121 to 150
C	61 to 90	-	-

Day	Competency No	Activity by Learner	Formative Assessment method	Faculty
1	OR1.1	Observe & assist (OA) in demonstration of management of Trauma victim on mannequins /simulated patients	Viva voce	AS PER BATCH DISTRIBUTION
2	OR2.15	Identify various complications of fractures		
3	OR2.15.1	Elicitation of fracture sign & symptoms	Viva voce	
4	OR2.15.2	Identify Compartment Syndrome	Viva voce	
5	OR2.15.3,15.4	Identify Mal-union, Identify Non-union	Viva voce	
6	OR 13.1	Observe, assist & perform (OAP) application of Plaster on mannequins /simulated patients		
7	OR13.1.1 OR13.1.2 OR13.1.3	What is Plaster of Paris & its uses Observe, assist & perform (OAP) application of above Elbow Plaster Observe, assist & perform (OAP) application of below knee & above knee Plaster	OSCE / Viva voce	
8	OR 13.1.4 OR 13.1.5 OR 13.1.6	What is Splint, its uses & functions Observe, assist & perform (OAP) splinting of long bone fractures on Thomas Splint Observe, assist & perform (OAP) Strapping for Clavicle Trauma	OSCE / Viva voce	
9	OR 1.5	Demonstration of Clinical signs of dislocation of shoulder/knee/hip	Viva voce	
10	WARD LEAVING			

DERMATOLOGY (DR)

Each group of students will be posted in DR (as per Batch distribution) for two (02) Weeks, as per new guidelines Dated: 01 Aug 2023 (Monday to Friday 10:30 AM to 01:30 PM).

Dates	Derma (DR)
01 June-14 June	E
15 June-28 June	A
29 June -12 July	B
13 July-26 July	C
27 July-08 Aug	D

Batch wise distribution according to Roll Numbers

Batch	Roll Number	Batch	Roll Number
A	1 to 30	D	91 to 120
B	31 to 60	E	121 to 150
C	61 to 90	-	-

Day	Competency No	Activity by Learner	Formative Assessment method	Faculty
1	DR 1.2	Identify and document common Types of Acne	Viva Voce / Logbook	AS PER BATCH DISTRIBUTION
2	DR 2.1	To observe and identify Hyperpigmented regions	Skill Assessment	
3	DR 3.1	To observe and perform history taking in a Patient with Psoriasis	Skill Assessment / Viva Voce	
4	DR 5.2	To present a history in a patient presenting with Scabies	Skill Assessment / Viva Voce	
5	DR 6.2	To identify Skin lesions of Pediculosis	Skill Assessment	
6	DR 7.2	To observe and elicit history taking in Fungal infections (Candida)	Skill Assessment / Viva Voce	
7	DR 8.2, 8.3	To identify lesions of Viral infections of Skin	Skill Assessment / Viva Voce	
8	DR 12.3, 12.6	To identify and document skin lesions of Eczema, Dermatitis	Viva Voce / Logbook	
9	DR 14.2	To observe skin lesions of Urticaria	Skill Assessment / Viva Voce	
10	WARD LEAVING			

DENTISTRY (DE)

Each group of students will be posted in DE (as per Batch distribution) for one (01) Weeks, as per new guidelines Dated: 01 Aug 2023 (Monday to Friday 10:30 AM to 01:30 PM).

Dates	Dates	Dentistry (DE)
09 Aug-15 Aug	22 Nov-28 Nov	D
16 Aug-22 Aug	29 Nov-04 Dec	E
23 Aug-29 Aug	05 Dec-11 Dec	A
30 Aug-05 Sept	12 Dec-18 Dec	B
06 Sept-12 Sept	19 Dec-25 Dec	C

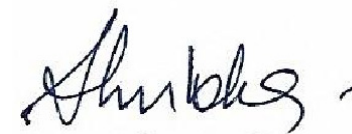
Batch wise distribution according to Roll Numbers

Batch	Roll Number	Batch	Roll Number
A	1 to 30	D	91 to 120
B	31 to 60	E	121 to 150
C	61 to 90	-	-

Day	Competency No	Activity by Learner	Formative Assessment method	Faculty
1	DE 1.3,2.3	Identify Dental caries Identify complete complement of teeth and identify missing teet	Skill assessment	AS PER BATCH DISTRIBUTION
2	DE 2.5	Counsel patients on the importance of restoring missingteeth/tissues with respect to the benefits on oral and systemic health.	Viva Voce / Logbook	
3	DE 4.3	Identify potential pre-cancerous /cancerous lesions	Skill assessment	
4	DE 5.3, 5.5	Identify Periodontal disease Counsel patients with respect to oral hygiene, diet and the directbearing on systemic health and vice versa	Viva Voce / Logbook	
5	Ward Leaving			



Dr. S.K Garg
Principal
NCRIMS



Dr. Shubha Srivastava
Coordinator, Curriculum
NCRIMS